DWG. NO. SD-50600-8*00

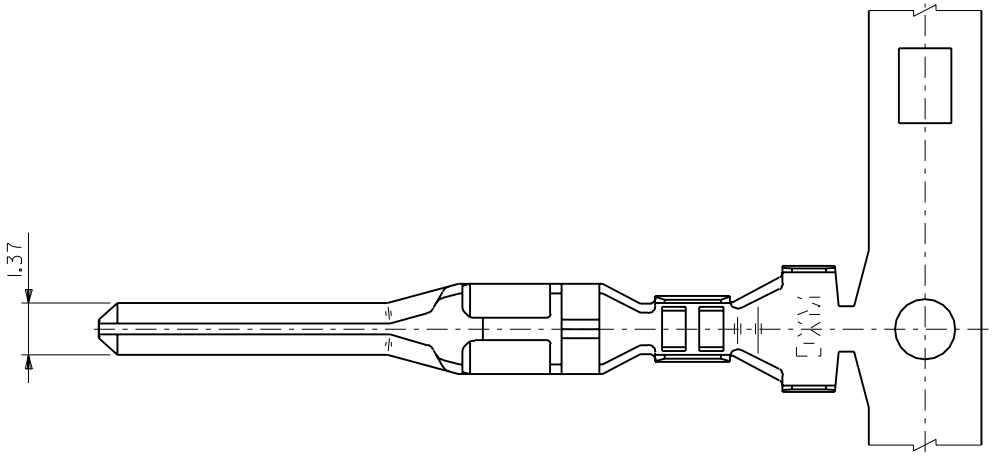

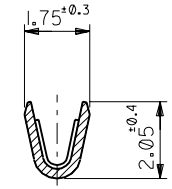

断面 A-A
SECT.A-A

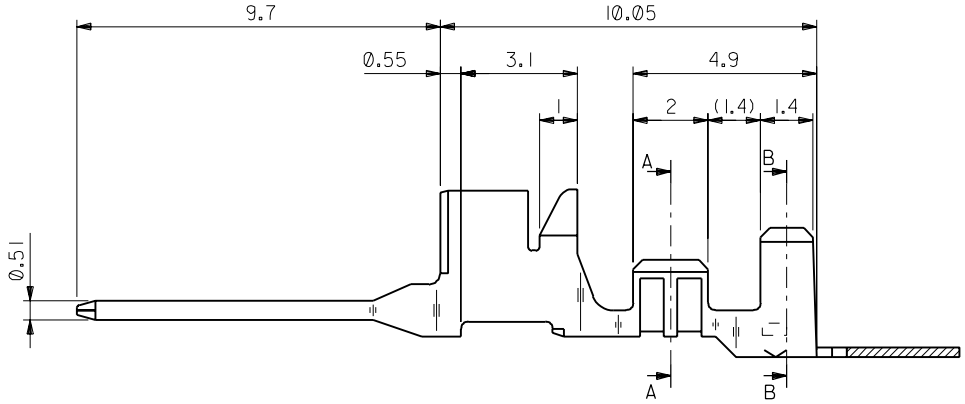

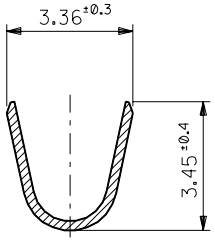

断面 B-B
SECT.B-B

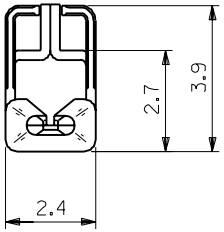

50600-8100	バラ状 LOOSE
50600-8000	連鎖状 CHAIN
ENG. NO.	端子形状 FORM

注記
NOTES

1. 適合ハウジング：51139シリーズ
   APPLICABLE HOUSING : 51139 SERIES
2. 材料：銅合金，錫メッキ（t=0.25）
   MATERIAL : COPPER ALLOY , TIN PLATED (t=0.25)

角度 ANGLE	±3°
30以上 OVER	±0.3
10以上 30未満 OVER UNDER	±0.25
10未満 UNDER	±0.2
一般公差 GENERAL TOLERANCES	

記号 LTR	変更内容 REVISION RECORD	DR. / CHK.	日付 DATE
0	新規作成 PROPOSED (JC70401)	T.A / Y.M	'96/10/16

材料 MATERIAL 注記参照 SEE NOTES
仕上げ FINISH 注記参照 SEE NOTES
適用電線範囲 WIRE RANGE AWG #20-26
被覆外径 INS. RANGE Ø 1.2-2.35
DRAWN BY '96/10/16 T.ASAKAWA
CHK'D BY '96/10/16 Y.MIZUNO
APP'D BY '96/10/16 M.FUKUSHIMA
尺度 SCALE —//

MOLEX-JAPAN CO.,LTD.
日本モレックス株式会社

REVISE ONLY ON CAD SYSTEM

TITLE 名称
3.96 WIRE TO WIRE CONN.
CRIMP PIN

DWG. NO. SD-50600-8*00
REV 0

:MM DIMENSIONS IN METRIC DO NOT SCALE DRAWING

50600.S11

THIS DRAWING CONTAINS INFORMATION THAT IS PROPRIETARY TO MOLEX(JAPAN) AND SHOULD NOT BE USED WITHOUT WRITTEN PERMISSION
本図面は日本モレックス（株）の所有する情報を含むもので当社の許可なく複製を禁止する。

EN-0IC(0032)MXJ-32